

NDS®

We put water in its place

NDS, INC.
851 NORTH HARVARD AVE.
LINDSAY, CA 93247
TOLL FREE: 1-800-726-1994
PHONE: (559) 562-9888
FAX: (559) 562-4488
www.ndspro.com

ADDED SUPPORT RIBS TO ACCOMMODATE $\frac{3}{8}$ " GRAVEL FOR GRAVEL PAVING APPLICATION.

TUFFTRACK PRODUCT DESCRIPTION

PANEL SIZE: 24" X 24" X 1 1/2"

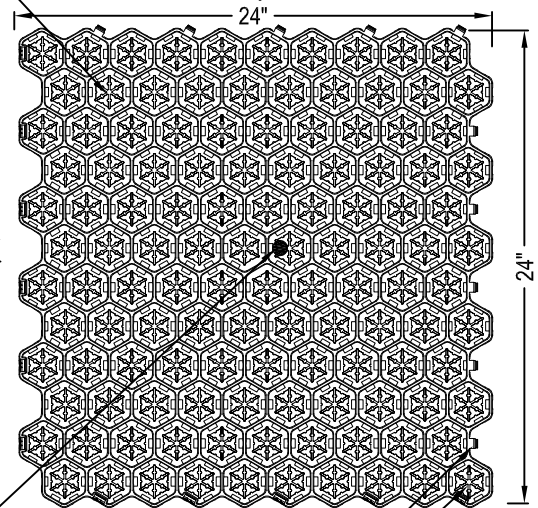
CELLS PER PANEL: (120) 2-1/2" HEXAGONAL CELLS

NESTED HONEYCOMB CELL: 98,770 PSF
LAYOUT COMPRESSIVE STRENGTH 685 PSI
EXCEEDS H2O LOADING

SOIL SEPARATOR MAY BE REQUIRED ABOVE STONE BASE MATERIAL IF USING AGGREGATE WITH A HIGH VOID RATIO.

LOCATE STAKE AT CENTER OF PANEL.

PLAN VIEW

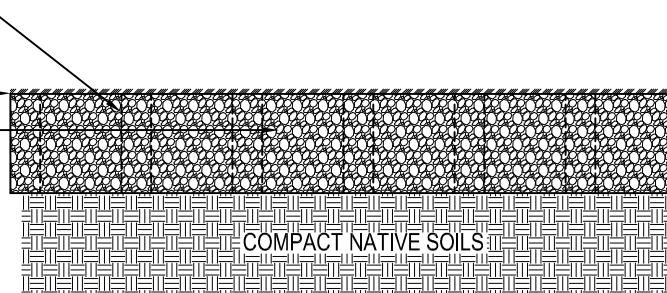


SNAP LATCHING SYSTEM
TUFFTRACK GRASS ROAD PAVER

TUFFTRACK GRAVEL ROAD PAVER

PAVER GRIDWORK FINISH GRADE

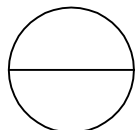
GRAVEL INFILL:
 $\frac{3}{8}$ " MIN. CLEAN CRUSHED ANGULAR STONE.



SECTION

NOTES:

- EXISTING SOILS SHOULD BE EVALUATED TO ENSURE PROPER STRUCTURAL AND PERMEABILITY PROPERTIES.
- INSTALLATION TO BE COMPLETED IN ACCORDANCE WITH MANUFACTURER'S SPECIFICATIONS.
- DO NOT SCALE DRAWING.
- THIS DRAWING IS INTENDED FOR USE BY ARCHITECTS, ENGINEERS, CONTRACTORS, CONSULTANTS AND DESIGN PROFESSIONALS FOR PLANNING PURPOSES ONLY.
- ALL INFORMATION CONTAINED HEREIN WAS CURRENT AT THE TIME OF DEVELOPMENT BUT MUST BE REVIEWED AND APPROVED BY THE PRODUCT MANUFACTURER TO BE CONSIDERED ACCURATE.



TUFFTRACK GRASS ROAD PAVERS

GRAVEL APPLICATION - NO SUB BASE

