

NDS[®]
 We put water in its place

NDS, INC.
 851 NORTH HARVARD AVE.
 LINDSAY, CA 93247
 TOLL FREE: 1-800-726-1994
 PHONE: (559) 562-9888
 FAX: (559) 562-4488
 www.ndspro.com

TUFFTRACK PRODUCT DESCRIPTION

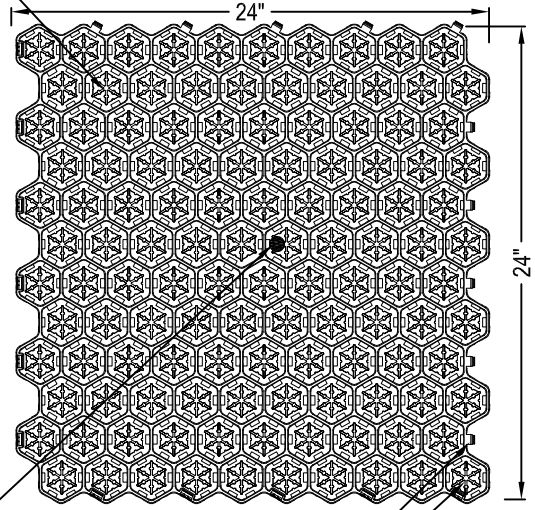
PANEL SIZE: 24" X 24" X 1 1/2"
CELLS PER PANEL: (120) 2-1/2" HEXAGONAL CELLS

NESTED HONEYCOMB CELL: 81,744PSF
LAYOUT COMPRESSIVE STRENGTH 568 PSI
EXCEEDS H2O LOADING

SOIL SEPARATOR MAY BE REQUIRED ABOVE STONE BASE MATERIAL IF USING AGGREGATE WITH A HIGH VOID RATIO.

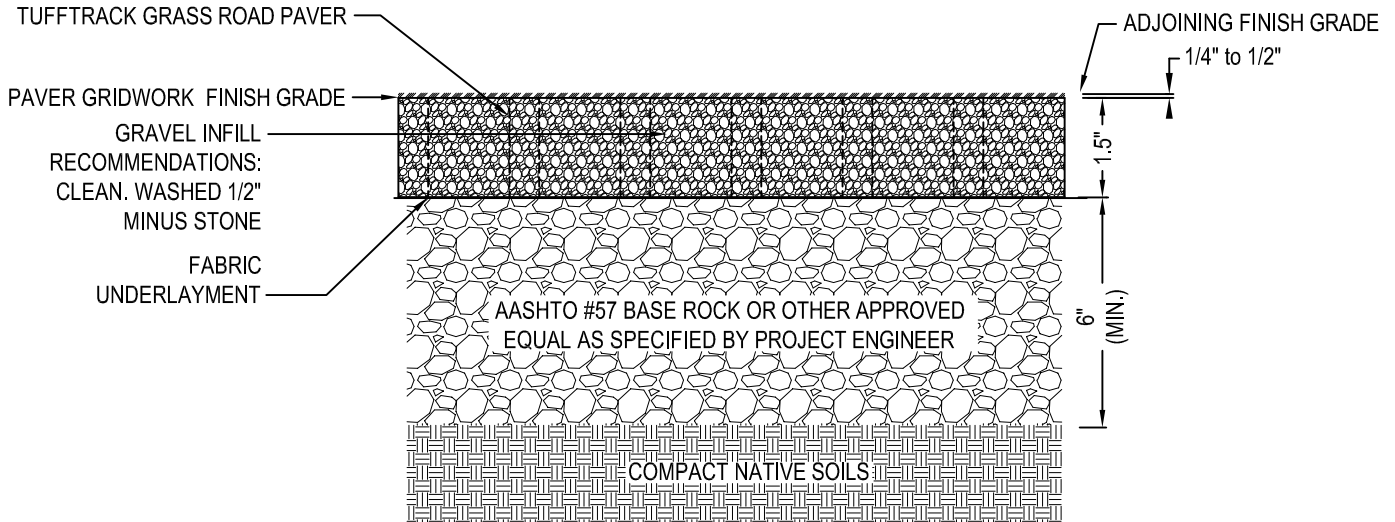
ADDED SUPPORT RIBS TO ACCOMMODATE 3/8" GRAVEL FOR GRAVEL PAVING APPLICATION.

PLAN VIEW



SNAP LATCHING SYSTEM
 TUFFTRACK GRASS ROAD PAVER

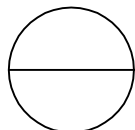
LOCATE STAKE AT CENTER OF PANEL.



SECTION

NOTES:

- EXISTING SOILS SHOULD BE EVALUATED TO ENSURE PROPER STRUCTURAL AND PERMEABILITY PROPERTIES.
- INSTALLATION TO BE COMPLETED IN ACCORDANCE WITH MANUFACTURER'S SPECIFICATIONS.
- DO NOT SCALE DRAWING.
- THIS DRAWING IS INTENDED FOR USE BY ARCHITECTS, ENGINEERS, CONTRACTORS, CONSULTANTS AND DESIGN PROFESSIONALS FOR PLANNING PURPOSES ONLY.
- ALL INFORMATION CONTAINED HEREIN WAS CURRENT AT THE TIME OF DEVELOPMENT BUT MUST BE REVIEWED AND APPROVED BY THE PRODUCT MANUFACTURER TO BE CONSIDERED ACCURATE.



TUFFTRACK GRAVEL ROAD PAVERS

GRAVEL APPLICATION - MEDIUM LOAD

